





reproduced from the Ordnance Survey map with the permission of the Controller of the Stationery Office. Crown Copyright reserved. Licence No. 100000077 / West Coast Energy /

Flimby Wind Farm



- Key**
-  Application Boundary
 -  Transportation Routes
 -  3 Turbine Location



Kilometres
Scale: 1:150,000 @ A3



Figure 1 Site Location and Transportation Route

Drawn by : AW	22/08/2007
Checked by : GS	990/E3/014b
Approved by : SC	TL01e

